

Scaled data based on original data using  
LM-79-08 Approved Method: Electrical and Photometric Measurements of Solid-  
State Lighting Products

Test Report Prepared for  
Cooper Lighting Solutions  
(formerly Eaton)

Brand: McGRAW-EDISON

Report Number: P200311

Luminaire Tested: **GWC-AF-01-LED-E1-SL4-7050**

Issue Date: 3/3/2020

**Test Information**

Test Method: LM-79-08  
Report Number: P200311  
TEST IS SCALED FROM IESNA LM-79-08 TEST DATA (P24294)  
Test Lab: INNOVATION CENTER P2  
Issue Date: 3/3/2020  
Manufacturer: COOPER LIGHTING SOLUTIONS (FORMERLY EATON)  
Product Line: MCGRAW-EDISON  
Catalog Number: GWC-AF-01-LED-E1-SL4-7050  
Description: GALLEON WALL LUMINAIRE  
(1) 70 CRI, 5000K, 1050mA LIGHTSQUARE WITH 16 LEDS EACH AND TYPE IV SPILL  
LIGHT ELIMINATOR OPTICS  
Light Source: -  
Ballast/Driver: ELECTRONIC DRIVER

**Summary**

Lumens per Lamp: N/A  
Luminaire Lumens: 6040 lumens  
Efficiency: N/A  
Efficacy: 102.4 lumens/watt  
Luminous Opening: Rectangular (W 0.5' x L: 0.5' x H: 0')  
IES Classification: Type IV - Short - Semi-Cutoff  
BUG Rating: B1 - U0 - G2

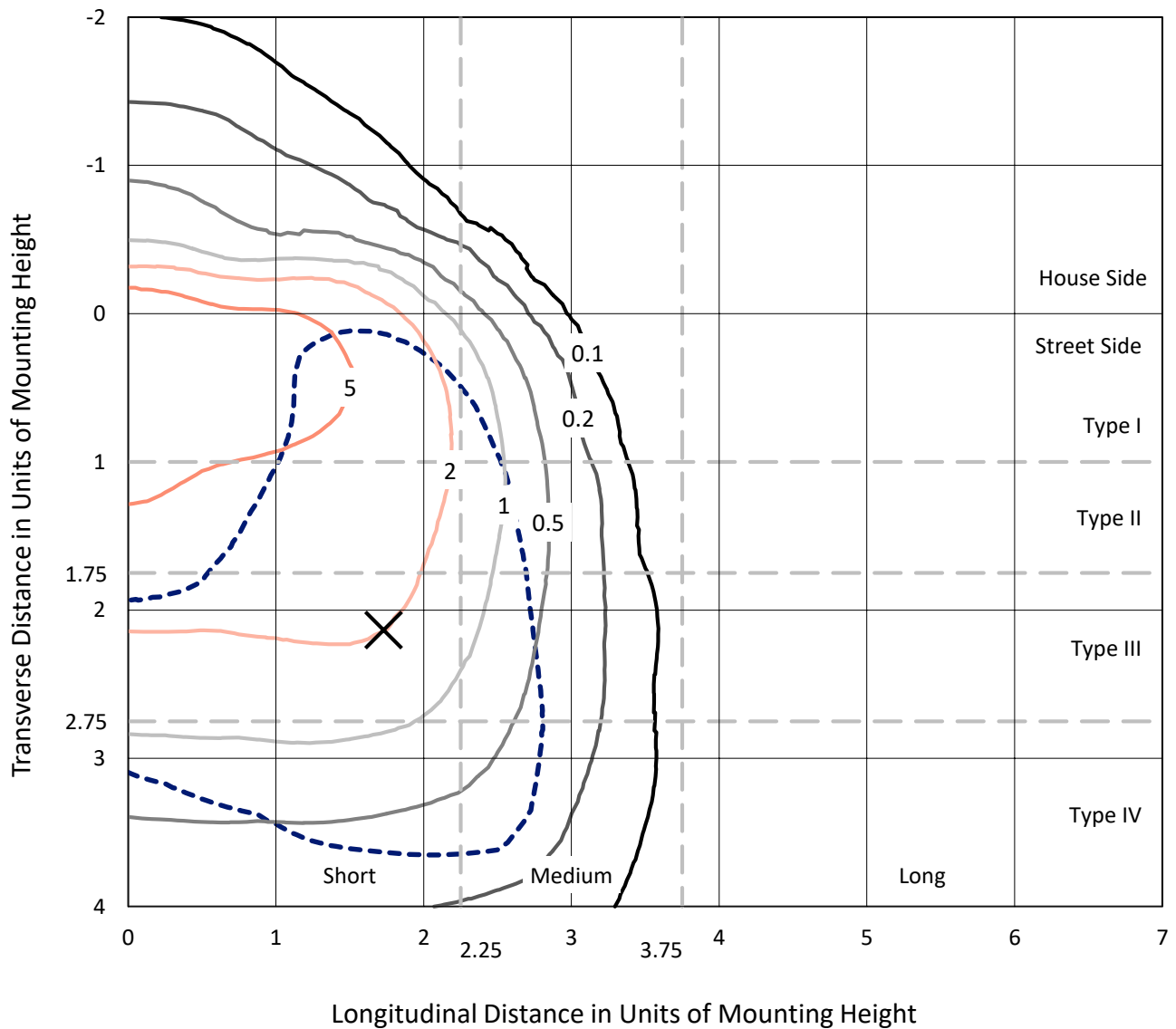
Input Watts (W): 59  
Input Voltage (V): NR  
Input Current (Ain): NR  
Voltage Rise (V): NR  
Power Factor: NR  
Total Harmonic Distortion (THDi): NR  
Frequency (hertz): 60  
Stabilization Time: NR  
Operation Time: NR  
Ambient Temperature (°C): NR  
Test Distance: 25 FT



REPORT NUMBER: P200311  
 CATALOG NUMBER: GWC-AF-01-LED-E1-SL4-7050

### Iso-Footcandle Lines of Horizontal Illumination

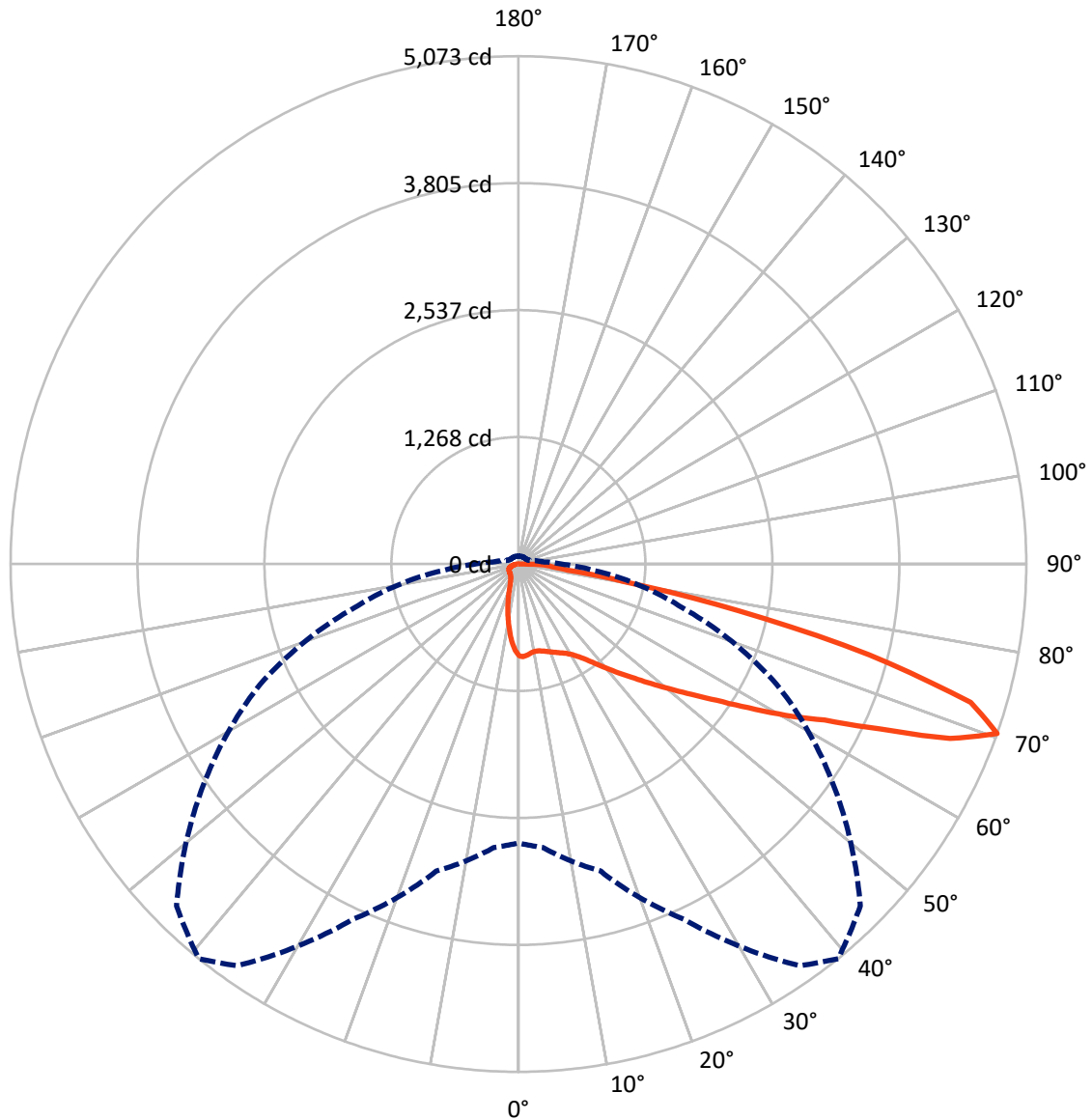
✕ Max cd  
 - - - 1/2 Max cd



Based on 10 foot mounting height. Maximum calculated value = 9.2 fc  
 Type IV - Short - Semi-Cutoff

REPORT NUMBER: P200311  
CATALOG NUMBER: GWC-AF-01-LED-E1-SL4-7050

### Luminous Intensity Polar Plot



— Vertical Plane Through 39-Deg Lateral    - - - Horizontal Cone Through 70-Deg Vertical

REPORT NUMBER: P200311

CATALOG NUMBER: GWC-AF-01-LED-E1-SL4-7050

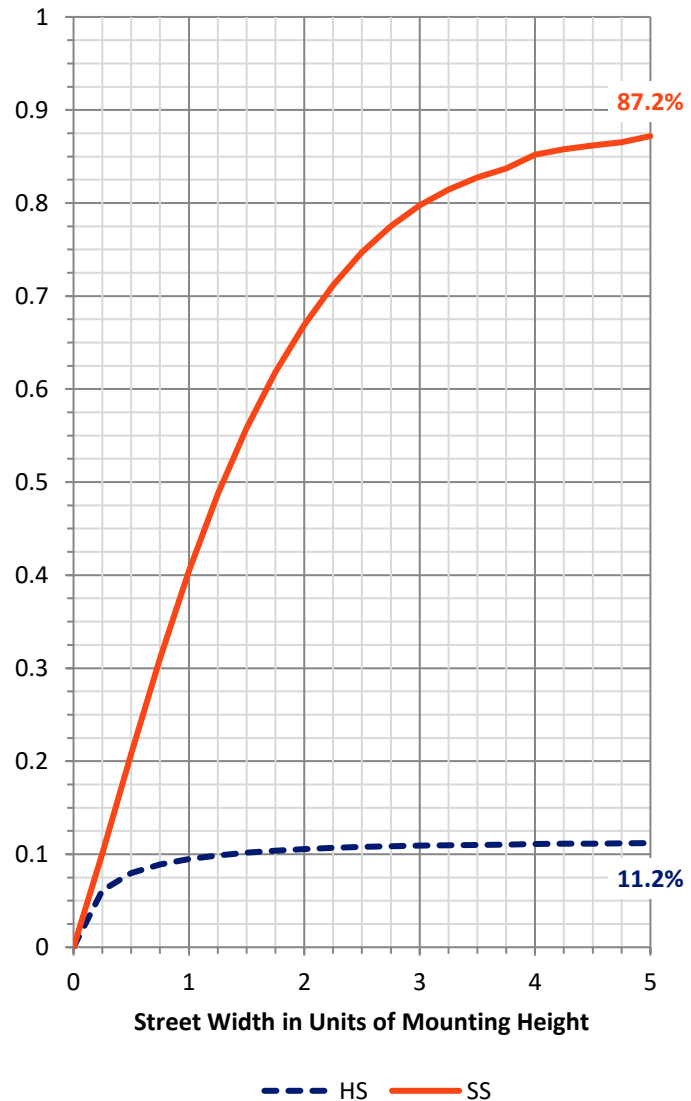
**FLUX DISTRIBUTION:**

		Downward	Upward	Total
<b>House Side</b>	Lumens	686.9	0.0	686.9
	% Fixture	11.4	0.0	11.4
<b>Street Side</b>	Lumens	5353.1	0.0	5353.1
	% Fixture	88.6	0.0	88.6
<b>Total</b>	Lumens	6040.0	0.0	6040.0
	% Fixture	100.0	0.0	100.0

**Coefficient of Utilization**

**ZONAL LUMENS:**

Zone	Lumens	% Fixture
0°-10°	78.7	1.3
10°-20°	196.7	3.3
20°-30°	306.3	5.1
30°-40°	477.1	7.9
40°-50°	801.0	13.3
50°-60°	1272.4	21.1
60°-70°	1697.3	28.1
70°-80°	1025.0	17.0
80°-90°	185.5	3.1
90°-100°	0.0	0.0
100°-110°	0.0	0.0
110°-120°	0.0	0.0
120°-130°	0.0	0.0
130°-140°	0.0	0.0
140°-150°	0.0	0.0
150°-160°	0.0	0.0
160°-170°	0.0	0.0
170°-180°	0.0	0.0
0°-90°	6040.0	100.0
0°-180°	6040.0	100.0



REPORT NUMBER: P200311

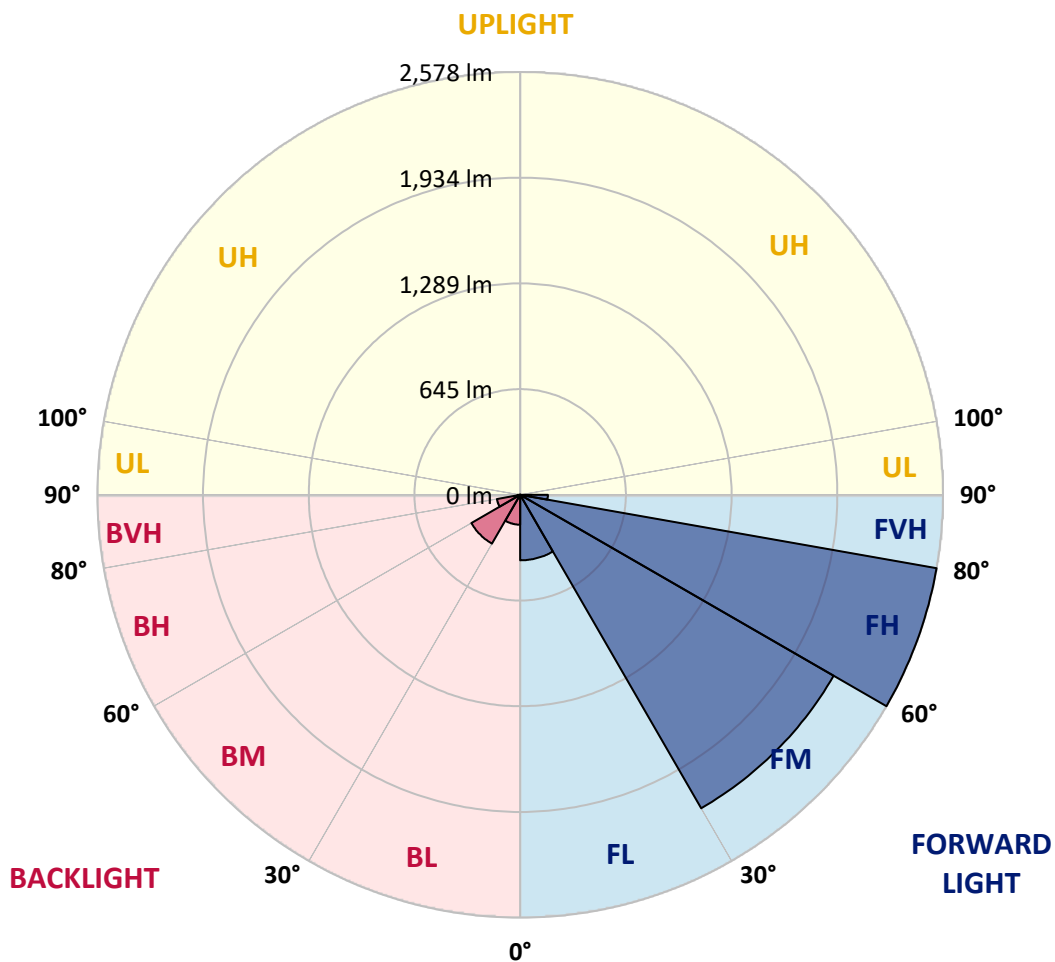
CATALOG NUMBER: GWC-AF-01-LED-E1-SL4-7050

**LUMINAIRE CLASSIFICATION SYSTEM LUMEN TABLE AND BUG RATING:**

Zone		Lumens	% Fixture	Zone Rating/Lumen Limit		
				B	U	G
FL	(0°-30°)	399.4	6.6			
FM	(30°-60°)	2206.8	36.5			
FH	(60°-80°)	2578.1	42.7			G2/5000
FVH	(80°-90°)	168.8	2.8			G2/225
BL	(0°-30°)	182.2	3.0	B1/500		
BM	(30°-60°)	343.8	5.7	B1/1000		
BH	(60°-80°)	144.2	2.4	B1/500		G1/500
BVH	(80°-90°)	16.7	0.3			G1/100
UL	(90°-100°)	0.0	0.0		U0/0	
UH	(100°-180°)	0.0	0.0		U0/0	

**BUG Rating: B1-U0-G2**

Type IV Short





REPORT NUMBER: P200311

CATALOG NUMBER: GWC-AF-01-LED-E1-SL4-7050

**CANDELA DISTRIBUTION (FULL):**

	0°	5°	15°	25°	35°	39°	45°	55°	65°	75°	85°
0°	917.0	917.0	917.0	917.0	917.0	917.0	917.0	917.0	917.0	917.0	917.0
2.5°	934.8	934.5	932.0	930.2	928.6	928.0	929.2	924.6	920.7	915.7	910.5
5°	927.7	927.4	923.4	919.7	916.0	914.8	914.5	906.2	901.3	893.9	884.1
7.5°	920.0	918.5	913.3	907.1	900.7	897.6	894.5	883.8	878.3	870.9	859.5
10°	912.1	910.2	905.3	899.2	893.0	888.4	883.2	872.7	866.9	861.4	848.2
12.5°	903.8	902.2	901.0	898.2	893.9	889.9	885.9	877.0	870.9	864.5	849.1
15°	902.5	901.9	904.7	906.5	904.1	901.6	897.3	889.6	883.2	876.7	856.8
17.5°	912.4	912.1	919.1	924.0	922.8	918.5	912.7	904.1	898.8	893.3	868.4
20°	933.9	935.4	944.0	950.4	944.3	938.2	928.6	916.7	913.9	911.4	880.4
22.5°	974.4	975.9	982.1	984.5	968.6	959.7	946.4	931.1	929.2	931.1	894.9
25°	1037.7	1036.1	1035.2	1026.0	996.8	983.0	966.1	950.1	951.1	959.3	915.1
27.5°	1121.5	1113.2	1100.3	1072.7	1026.3	1010.9	990.4	975.6	981.5	997.4	945.5
30°	1208.4	1199.2	1169.4	1124.3	1065.0	1048.1	1025.1	1008.5	1023.8	1049.0	986.1
32.5°	1288.8	1287.6	1244.0	1186.0	1118.4	1103.7	1080.6	1061.9	1086.8	1125.2	1046.9
35°	1376.7	1379.4	1327.2	1257.5	1190.6	1175.2	1158.6	1144.5	1177.7	1230.5	1135.0
37.5°	1470.6	1476.2	1414.4	1335.8	1272.9	1266.4	1256.6	1250.5	1301.7	1374.8	1258.1
40°	1596.2	1590.7	1505.0	1424.3	1373.9	1373.6	1370.5	1377.9	1463.3	1563.4	1416.3
42.5°	1730.7	1714.5	1601.2	1519.2	1484.8	1495.2	1501.4	1531.4	1657.7	1792.5	1609.1
45°	1875.7	1839.2	1701.0	1619.6	1607.9	1630.0	1650.9	1716.3	1886.4	2053.2	1820.4
47.5°	1991.5	1956.2	1804.1	1724.9	1750.4	1783.9	1824.1	1927.6	2142.6	2322.5	2028.9
50°	2082.7	2059.6	1908.2	1847.8	1907.3	1958.9	2024.6	2166.8	2409.1	2584.8	2222.1
52.5°	2171.1	2153.9	2013.3	1973.7	2091.6	2162.8	2252.2	2423.5	2682.4	2842.7	2384.5
55°	2251.0	2238.7	2126.3	2130.6	2308.4	2401.1	2513.5	2715.9	2980.3	3072.7	2522.1
57.5°	2340.9	2325.3	2255.3	2327.4	2586.9	2707.3	2853.5	3044.5	3259.7	3277.2	2626.8
60°	2431.5	2418.0	2398.4	2554.7	2940.7	3067.2	3205.7	3362.9	3543.2	3436.0	2620.7
62.5°	2510.1	2511.7	2546.4	2793.3	3287.1	3433.6	3602.5	3757.8	3799.6	3463.6	2426.9
65°	2643.4	2667.7	2771.2	3131.1	3774.7	3970.7	4177.9	4153.1	3870.5	3205.4	2011.4
67.5°	2801.9	2844.6	3054.3	3581.3	4391.1	4651.2	4731.3	4242.4	3586.5	2605.6	1433.8
70°	2785.9	2844.6	3176.5	3916.9	4899.0	5073.4	4830.2	3839.5	2847.9	1702.2	761.6
72.5°	2473.9	2557.7	2927.5	3763.1	4739.0	4723.6	4193.3	2862.4	1692.1	683.6	297.6
75°	1885.5	1970.3	2288.4	2972.9	3745.6	3616.6	2975.4	1581.2	642.1	271.5	187.6
77.5°	1084.6	1150.4	1396.0	1823.2	2376.2	2243.9	1656.1	703.2	312.6	189.2	146.5
80°	605.6	642.1	791.4	924.9	1164.5	1067.4	741.0	437.0	233.4	137.3	113.0
82.5°	478.8	511.3	640.0	583.5	531.9	490.7	425.6	389.1	186.4	86.6	67.6
85°	418.3	449.3	541.7	459.4	363.3	333.2	345.8	382.9	144.9	52.2	57.7
87.5°	387.5	429.0	482.7	354.1	282.8	250.6	319.1	419.8	46.7	32.6	23.3
90°	0.0	0.0	0.0	0.0	0.0	0.0	0.0	0.0	0.0	0.0	0.0



REPORT NUMBER: P200311

CATALOG NUMBER: GWC-AF-01-LED-E1-SL4-7050

**CANDELA DISTRIBUTION (continued):**

	90°	95°	105°	115°	125°	135°	145°	155°	165°	175°	180°
0°	917.0	917.0	917.0	917.0	917.0	917.0	917.0	917.0	917.0	917.0	917.0
2.5°	905.9	901.0	893.0	885.9	874.9	869.1	862.6	858.0	854.3	851.2	856.2
5°	878.0	868.8	851.9	833.7	812.2	795.4	781.2	768.0	758.8	752.7	757.0
7.5°	851.6	836.5	810.1	777.2	740.4	709.1	683.3	660.5	644.9	634.8	638.7
10°	836.5	817.8	776.9	725.3	671.0	622.2	581.6	546.6	522.4	508.5	510.7
12.5°	832.8	808.6	752.1	681.1	606.8	538.9	481.8	433.3	399.2	381.4	382.0
15°	835.6	804.6	728.7	638.7	544.8	459.1	387.9	328.9	289.3	269.0	268.7
17.5°	840.2	801.5	704.2	593.0	481.8	382.3	302.8	245.1	210.0	193.8	192.5
20°	845.1	796.6	676.5	543.5	416.4	311.1	237.1	191.9	169.8	160.9	160.3
22.5°	852.2	792.3	648.0	491.3	352.2	253.3	195.0	164.6	152.9	148.3	147.7
25°	863.5	790.1	617.6	437.0	294.5	211.9	169.8	151.1	144.3	141.3	141.0
27.5°	882.6	793.2	589.0	384.2	247.5	183.9	155.7	144.3	139.4	136.7	136.3
30°	907.1	802.7	558.9	334.1	211.0	164.9	147.1	139.7	135.7	133.0	133.0
32.5°	948.0	818.7	527.3	290.8	184.9	151.7	140.6	135.7	132.4	130.2	129.9
35°	1008.2	848.8	497.8	254.9	166.1	142.2	135.1	131.4	129.0	127.7	127.7
37.5°	1095.7	896.4	471.7	229.1	154.8	135.7	129.9	127.1	125.6	125.6	125.6
40°	1213.3	962.1	450.5	211.9	148.3	131.1	125.9	123.8	122.8	123.1	123.1
42.5°	1358.6	1047.5	436.4	199.9	145.3	128.4	123.1	121.3	120.4	120.1	120.4
45°	1524.1	1144.5	434.8	191.0	142.2	126.5	121.3	119.5	117.6	116.4	116.4
47.5°	1685.0	1243.1	447.4	187.9	138.8	124.4	119.8	117.9	115.2	112.4	112.4
50°	1827.2	1326.9	464.3	189.2	137.6	121.3	117.3	116.4	112.1	109.0	108.7
52.5°	1940.2	1391.4	478.1	192.9	138.8	119.2	114.2	114.5	109.9	106.6	106.3
55°	2030.8	1433.8	474.5	196.5	141.6	117.9	111.5	112.1	108.4	105.0	105.0
57.5°	2070.4	1418.1	433.6	193.5	143.7	118.2	109.3	111.8	108.7	105.6	105.6
60°	1985.3	1279.0	357.1	180.0	141.0	117.3	108.4	113.0	112.7	109.6	109.3
62.5°	1728.0	1030.0	277.0	160.0	131.4	112.7	105.9	112.7	116.1	115.2	114.9
65°	1331.8	733.6	211.6	138.5	118.5	105.0	99.5	105.6	110.2	111.5	111.2
67.5°	864.5	449.6	163.1	118.2	104.1	96.1	91.2	94.0	94.9	94.9	94.3
70°	425.0	242.0	129.9	99.5	89.4	86.6	83.8	82.3	80.8	79.5	79.5
72.5°	209.7	158.2	106.9	84.1	77.1	75.9	75.2	73.4	72.2	70.6	70.0
75°	155.1	128.7	90.9	70.9	66.3	65.1	66.3	64.8	64.5	63.3	62.6
77.5°	127.4	109.6	78.3	60.8	56.8	54.7	56.5	56.8	57.1	55.3	54.7
80°	103.5	92.7	65.4	50.4	46.7	45.1	46.4	48.8	49.4	46.7	45.4
82.5°	74.6	75.9	52.8	39.3	36.2	35.0	37.5	40.5	41.1	37.2	36.2
85°	62.6	63.3	40.5	27.9	24.9	23.0	27.0	30.1	32.2	28.3	27.3
87.5°	26.1	37.2	23.3	15.7	13.8	12.0	14.4	16.0	19.3	17.8	17.5
90°	0.0	0.0	0.0	0.0	0.0	0.0	0.0	0.0	0.0	0.0	0.0

(END OF REPORT)